




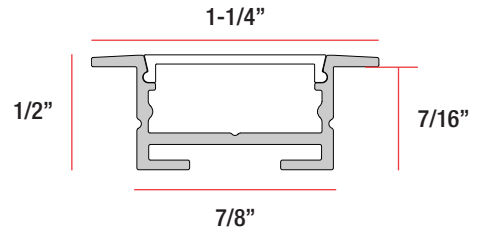
Inspire Recessed Channel

Aluminum Extrusion with a Lens for Inspire LED Tape Light



Type


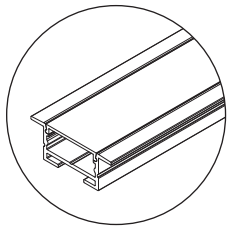
Channel Part #



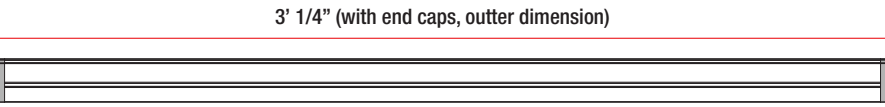
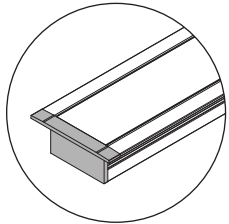
Specifications

Product Color	Anodized Aluminum (Silver)
Lengths	<ul style="list-style-type: none"> • 3FT • 6FT • Custom Length
Mounting	Recessed Mount

Lens Options	<ul style="list-style-type: none"> • Standard, Frosted • Standard, Clear <p>(see pages 3 for lens diffusion)</p>
Warranty	5 Year Limited
Environment	IP54 Indoor, Damp (requires a lens and end caps)



3' 0" (no end caps)



3' 1/4" (with end caps, outer dimension)

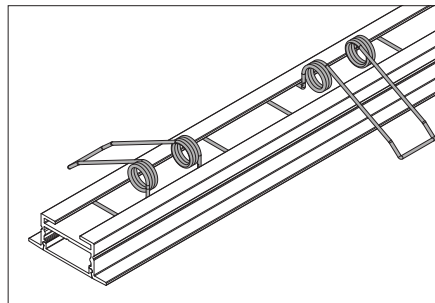
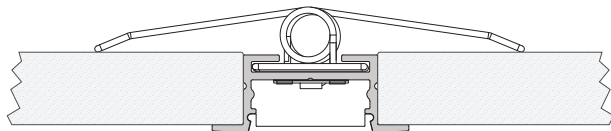


3' 1/8" (with end caps, inner dimension)

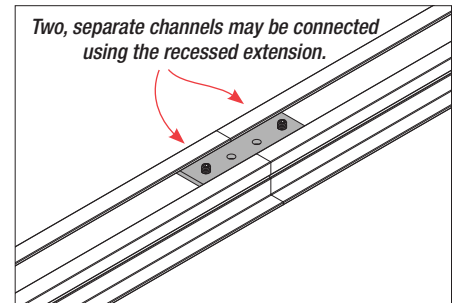
The example to the left shows dimensions for a 3ft fixture with and without end caps.

Mounting

Recess Mount



Recessed Springs
(included with mounting hardware)



Two, separate channels may be connected using the recessed extension.

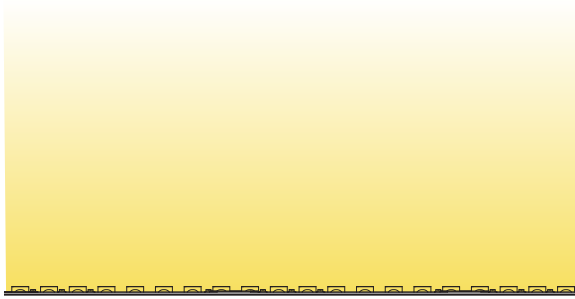
Recessed Extension
(included with mounting hardware)

Compatible LED Tape Light

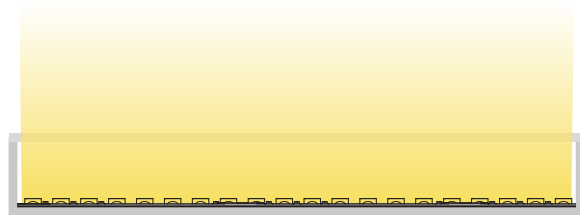
LED Tape Light	Color Temperatures	Lumens/FT	Watts/FT	Max Run Length
Inspire V5 Spec 1.5	1800K, 2100K, 2700K, 3000K, 3500K, 4000K	up to 197 LM/FT	1.5W/FT	60FT
Inspire V5 Spec 2.8	1800K, 2100K, 2700K, 3000K, 3500K, 4000K	up to 319 LM/FT	2.8W/FT	35FT
Inspire V5 Spec 5.0	1800K, 2100K, 2700K, 3000K, 3500K, 4000K	up to 610 LM/FT	5.0W/FT	20FT
Inspire V5 Spec 7.5	1800K, 2100K, 2700K, 3000K, 3500K, 4000K	up to 872 LM/FT	7.5W/FT	13FT
Inspire V5 Standard Eco	1800K, 2100K, 2700K, 3000K, 3500K, 4000K	up to 160 LM/FT	1.8W/FT	50FT
Inspire V5 Standard Bright	1800K, 2100K, 2700K, 3000K, 3500K, 4000K	up to 196 LM/FT	2.2W/FT	45FT
Inspire V5 Standard Super Bright	1800K, 2100K, 2700K, 3000K, 3500K, 4000K	up to 490 LM/FT	4.2W/FT	23FT
Inspire V4 NanoSKN Bright	1800K, 2100K, 2700K, 3000K, 3500K, 4000K	up to 180 LM/FT	2.2W/FT	45FT
Inspire V4 NanoSKN Super Bright	1800K, 2100K, 2700K, 3000K, 3500K, 4000K	up to 335 LM/FT	4.2W/FT	23FT
Inspire V4 NanoSKN RGB	RGB	up to 180 LM/FT	4.4W/FT	22FT
Inspire V4 Nude RGB	RGB	up to 180 LM/FT	4.4W/FT	13FT
Inspire RGB 4.0	RGB	up to 180 LM/FT	4.0W/FT	23FT
Inspire RGB 6.0	RGB	up to 385 LM/FT	6.0W/FT	16FT
Inspire RGBW	RGB + 3000K	up to 380 LM/FT	6.0W/FT	16FT
Inspire Warm Dim	3000K to 1800K	up to 250 LM/FT	6.0W/FT	20FT
Inspire Tunable White	6500K to 1800K	up to 590 LM/FT	5.0W/FT	16FT

Light Transmittance

Light Transmittance: The amount of light that passes through a lens, which impacts the lumens per foot.



Tape Light Only



Tape Light Inside Inspire Channel with a Lens

Frosted Lens Light Transmittance (all styles): **85%**

Clear Lens Light Transmittance (all styles): **92%**


Example: Inspire V5 Spec 5.0 at 3000K (tape light only) = **565 lumens per foot**

Inspire V5 Spec 5.0 at 3000K under *Angled, Frosted* lens = **480 lumens per foot**

Inspire Channel Lens Diffusion

See the scale and chart below for how the Inspire LED tape light diffuses with each lens option.

NOTE: Printing may cause the images below to appear incorrectly.




Flawless Diffusion

No LEDs visible. Perfect diffusion that creates a seamless bar of light.



Near-Flawless Diffusion

LEDs are hardly visible. Minor shadows may be visible around the LEDs.



Minimal Diffusion

LEDs visible. Shadows are visible around LEDs and the edges of the lens.



No Diffusion

Bare LEDs completely visible.

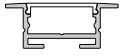
Lens Diffusion per LED Tape Light

LED Tape Light	with Standard, Frosted Lens	with Standard, Clear Lens
Inspire V5 Spec 1.5	Flawless	No Diffusion
Inspire V5 Spec 2.8	Flawless	No Diffusion
Inspire V5 Spec 5.0	Flawless	No Diffusion
Inspire V5 Spec 7.5	Flawless	No Diffusion
Inspire V5 Standard Eco	Minimal	No Diffusion
Inspire V5 Standard Bright	Minimal	No Diffusion
Inspire V5 Standard Super Bright	Near-Flawless	No Diffusion
Inspire V4 NanoSKN Bright	Minimal	No Diffusion
Inspire V4 NanoSKN Super Bright	Minimal	No Diffusion
Inspire V4 NanoSKN RGB	Minimal	No Diffusion
Inspire V4 Nude RGB	Minimal	No Diffusion
Inspire RGB 4.0	Minimal	No Diffusion
Inspire RGB 6.0	Near-Flawless	No Diffusion
Inspire RGBW	Minimal	No Diffusion
Inspire Warm Dim	Near-Flawless	No Diffusion
Inspire Tunable White	Near-Flawless	No Diffusion

Ordering a Channel Kit

- Pre-packaged channels with all applicable parts and pieces (tape light specified separately).
- All channel kits channels ship unassembled.

▶ Example Part #: **CH1-KIT-REC-FR-6**



Recessed Channel with Standard Lens

3FT Kit Part #'s	6FT Kit Part #'s
with Frosted Lens: CH1-KIT-REC-FR-3	with Frosted Lens: CH1-KIT-REC-FR-6
with Clear Lens: CH1-KIT-REC-CL-3	with Clear Lens: CH1-KIT-REC-CL-6

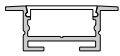
Ordering a Build-Your-Own Channel

- You select the exact parts and pieces you need for your project (tape light specified separately).
- All Build-Your-Own channels ship unassembled.

▶ Example Part #'s:

- **CH1-REC-6**
- **CH1-LENS-STFR-6**
- **CH1-MNT-SM**
- **CH1-END-TSQ**

Recessed Channel



Channel Length	Lens Type & Length	Mounting Hardware	End Caps
3FT: CH1-REC-3	3FT Standard, Frosted Lens: CH1-LENS-STFR-3	Recess Mount: CH1-MNT-REC	for Standard Lenses: CH1-END-REC
6FT: CH1-REC-6	6FT Standard, Frosted Lens: CH1-LENS-STFR-6		
	3FT Standard, Clear Lens: CH1-LENS-STCL-3		
	6FT Standard, Clear Lens: CH1-LENS-STCL-6		

Ordering a Custom Channel

- LEDI can custom cut channel to a length you specify.
- Channels that are longer than 6ft must ship unassembled.
- Channels shorter than 6ft may ship assembled or unassembled based on the Build Type you select below.
- Tape light must be specified separately.
- Optimized lengths (see Build Types below) vary depending upon the LED tape light model, channel model, and the lengths associated with them.
- End caps and mounting hardware will be added to each fixture and reflected in any pricing quotes.
- Lead time may vary based on quantities required.

► Example Part #: REC-STFR-B3-9FT4IN

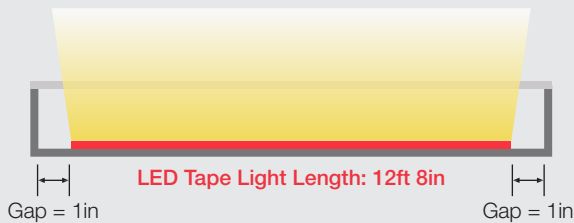
Channel	Lens	Build Type	Channel Length
REC (Recessed)	STFR Standard, Frosted	<p>FOR ALL LENGTHS</p> <p>B1</p> <ul style="list-style-type: none"> • Cut to the exact length specified * • Ships unassembled • Lead time up to 5 business days <hr/> <p>B2</p> <ul style="list-style-type: none"> • Cut to an optimized length ** • Ships unassembled • Lead time up to 5 business days. <p>FOR LENGTHS SHORTER THAN 6FT ONLY</p> <p>B3</p> <ul style="list-style-type: none"> • Cut to the exact length specified * • Ships fully assembled IF LESS THAN 6FT † • Lead time up to 10 business days <hr/> <p>B4</p> <ul style="list-style-type: none"> • Cut to an optimized length ** • Ships fully assembled IF LESS THAN 6FT † • Lead time up to 10 business days 	<p>XX ft XX in</p> <p><i>Example: 9ft 4in</i></p> <p>* Gaps in light may be visible at each end of the channel because the channel is NOT optimized to the model and length of LED tape light you're using.</p> <p>** Optimized to fit the LED tape light specified to reduce visible gaps in light. The optimized length may differ from the requested length depending on the model of LED tape light you're using.</p> <p>† If channel is longer than 6ft, the channel must be shipped unassembled.</p>
	STCL Standard, Clear		

Build Type: Cut to Exact Length

- Channel cut to the **EXACT** length you specify.
- LED tape light cut to the nearest cut mark and centered inside the channel.
- Channel is not optimized to tape light length; therefore, a small shadow at each end of the lens may be present.

Requested Length: **12ft 10in**

Inspire Channel Length: **12ft 10in**



Build Type: Cut to Optimized Length

- LED tape light cut at the next shortest cut mark.
- Inspire Channel cut to fit the tape light and eliminate gaps and shadows.
- The overall length of the channel is up to or slightly shorter than the requested length.

Requested Length: **12ft 10in**

Inspire Channel Length: **12ft 8in (optimized to LED tape light)**

