




# Inspire Mud-In 2" Channel

Preliminary specification. Information subject to change without notice.

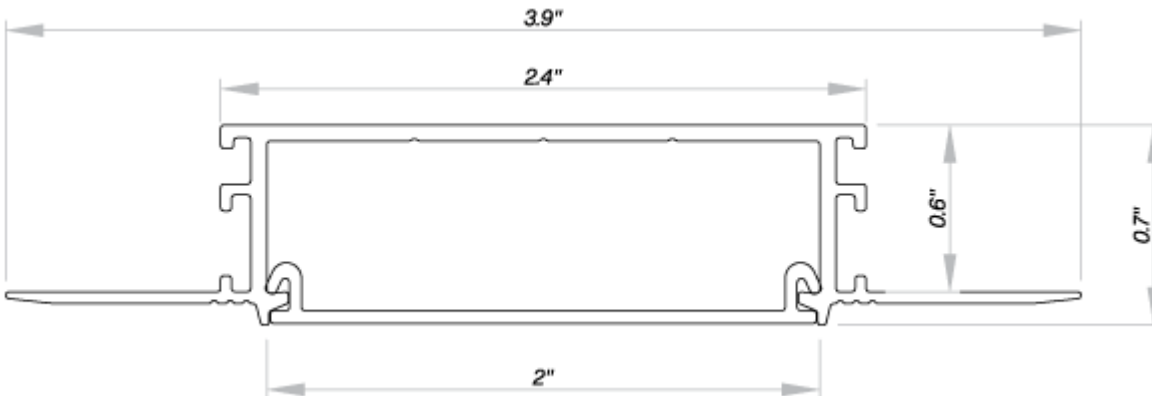
Type	
Part No.	
QTY	
Signature	



## Specifications

<b>Lens Type</b>	Frosted or Black
<b>Channel Finish</b>	White
<b>Compatible LED Tape Light</b>	Three (3) strips of: - Inspire V5 Spec 1.5, 2.8, 5.0, and 7.5 - Inspire LightLine™ COB 1.5, 2.8, and 5.5
<b>Mounting</b>	Recessed, then mudded in
<b>Drywall Compatibility</b>	5/8"

## Dimensions
















# Inspire Mud-In 2" Channel

Preliminary specification. Information subject to change without notice.

Type	
Part No.	
QTY	
Signature	

## Part Numbers

				
<p><b>CH1-M20-WHT-2M</b> <i>Order per piece</i> 2m (6.56') 2" Mud-In Channel. White finish. Includes channel, (2) straight channel-to-channel joiners with set screws and allen wrench, (3) mounting straps with screws, and (1) countersink drill bit. Lens sold separately.</p>	<p><b>CH1-M20-WHT-CUSTOM</b> <i>Order by the foot</i> Custom length 2" Mud-In Channel. White finish. Includes channel, (2) straight channel-to-channel joiners with set screws and allen wrench, (3) mounting straps with screws, and (1) countersink drill bit. Lens sold separately.</p>	<p><b>CH1-LENS-M20-FR-CUSTOM</b> <i>Order by the foot</i> Frosted lens for 2" Mud-In Channel.</p>	<p><b>CH1-LENS-M20-BLK-CUSTOM</b> <i>Order by the foot</i> Black lens for 2" Mud-In Channel.</p>	<p><b>CH1-COR-M20-9001</b> <i>Order per piece</i> 90-degree L-Shape Corner Channel for 2" Mud-In Channel. Attaches to two straight pieces of channel. White finish. 6" x 6".</p>
				
<p><b>CH1-COR-M20-9003</b> <i>Order per piece</i> 90-degree Inside Corner Channel for 2" Mud-In Channel. Attaches to two straight pieces of channel. White finish. 6" x 6".</p>	<p><b>CH1-COR-M20-9002</b> <i>Order per piece</i> 90-degree Outside Corner Channel for 2" Mud-In Channel. Attaches to two straight pieces of channel. White finish. 6" x 6".</p>	<p><b>CH1-M20-EPF</b> <i>Order per piece</i> End Power Feed for 2" Mud-In Channel. Attaches to an end of the channel and houses the connections for the LED tape light. Includes an end cap. 4.5" x 1.2" (L x H) not including end cap, 6.13" (L) including end cap.</p>	<p><b>CH1-M20-CPF</b> <i>Order per piece</i> Center Power Feed for 2" Mud-In Channel. Attaches between two pieces of the channel and houses the connections for the LED tape light. 4.5" x 1.2" (L x H).</p>	<p><b>CH1-END-M20</b> <i>Order by the set</i> End Cap set for 2" Mud-In Channel. Attaches to the ends of the channel. Includes (2) end caps.</p>



For orders with more complex designs, please contact our Design Team for a quote and layout at [designs@ledinspirations.com](mailto:designs@ledinspirations.com) or (832) 717-2710.