




Inspire V4 Nude™ RGB

LED Tape Light



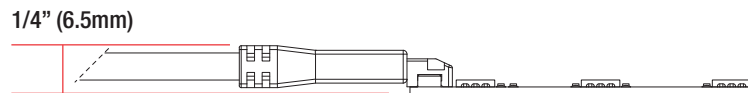

Specification Sheet



Type	Tape Light Part #	Connector Part #	Controller Part #	Driver Part #	Channel Part #

Specifications

Color Temperatures	RGB	Mounting	3M VHB Adhesive
Lumen Output	up to 180 LM/FT ¹	Dimensions (WxH)	1/2" x 1/8" (12mm x 3.2mm)
Input Power	24V DC	Operating Temperature	-22°F to 140°F (-30°C to 60°C)
Max Run Length	22FT	Lamp Life	50,000 Hours
Cut Increments	every 4in (101.6mm)	Certifications	UL Listed (E467147)
Power Consumption	4.4 Watts/FT	Dimming & Control	RGB Controller
Product Color	Black	Warranty	5 Year Limited
LEDs per Foot	18	Environment	IP54 Indoor, Damp
Light Distribution	120°		



Performance Summary

Color Temperature	Lumens/FT	Efficacy (LM/W)	Nanometer
RGB White ¹ (all RGB colors ON)	180	41	482
RGB Red ¹	32	7	625
RGB Blue ¹	31	7	472
RGB Green ¹	108	25	529

¹ These are considered approximate values and only reflect the standard red, green, and blue colors as defined by an RGB controller. Other shades of these colors have not been measured.

Ordering LED Tape Light



Version	Series	Color Temp.	PCB Color	Roll Length
V4	NUDE	RGB	BLK (Black)	Order a Bulk Roll:
				16 (16FT)
				50 (50FT)
				100 (100FT)
				Order a Custom Roll:
				Custom

► Example Part #'s:

Part #	QTY Ordered	QTY in FT
• V4-NUDE-RGB-BLK-16	1	16FT
• V4-NUDE-RGB-BLK-100	3	300FT
• V4-NUDE-RGB-BLK-CUSTOM	25	25FT

Ordering LED Tape Light Connectors

Zeus™ Connectors (RGB; 4-Wire)

Connector Type	Part #	Wire Length	Wire Size	Wire Rating
10FT RGB Plenum (In-Wall) Rated Lead Wire:	V4-CON-HW-10-RGB-IWR-BLK	10FT	18AWG	CL3P
25FT RGB Plenum (In-Wall) Rated Lead Wire:	V4-CON-HW-25-RGB-IWR-BLK	25FT	18AWG	CL3P
2-Inch RGB Extension (Jumper):	V4-EXT-2IN-RGB-IWR-BLK	2in	18AWG	CL3P
4-Inch RGB Extension (Jumper):	V4-EXT-4IN-RGB-IWR-BLK	4in	18AWG	CL3P
1FT RGB Extension (Jumper):	V4-EXT-1FT-RGB-IWR-BLK	1FT	18AWG	CL3P
3FT RGB Extension (Jumper):	V4-EXT-3FT-RGB-IWR-BLK	3FT	18AWG	CL3P
6FT RGB Extension (Jumper):	V4-EXT-6FT-RGB-IWR-BLK	6FT	18AWG	CL3P
12FT RGB Extension (Jumper):	V4-EXT-12FT-RGB-IWR-BLK	12FT	18AWG	CL3P
RGB T-Connector:	V4-CON-T-RGB-IWR-BLK	n/a	18AWG	CL3P
Splice Connector:	V4-EXT-SPLICE-BLK	n/a	n/a	n/a

Ordering an LED Driver

Electronic 0-10V Dimmable 120V Drivers (UL Listed & UL Recognized)

25-Watt (UL Recognized)*:	DR-25W-24VDC-DIM10
60-Watt (UL Recognized)*:	DR-60W-24VDC-DIM10
60-Watt (UL Listed)*:	DR-60W-24VDC-U-2-10-c
100-Watt (UL Listed)*:	DR-100W-24VDC-U-2-10-c
100-Watt (UL Recognized)*:	DR-100W-24VDC-DIM10
150-Watt (UL Recognized):	DR-150W-24VDC-U-1-10-w
200-Watt (UL Recognized):	DR-200W-24VDC-U-2-10-g
240-Watt (UL Recognized):	DR-240W-24VDC-U-1-10-w
320-Watt (UL Recognized):	DR-320W-24VDC-U-1-10-w
600-Watt (UL Recognized):	DR-600W-24VDC-U-1-10-w

*Class 2 compliant LED driver.

Electronic Plug-In Non-Dimmable 120-240V Drivers (UL Listed)

36-Watt*:	DR-36W-24VDC-120V-2-ND-e
96-Watt*:	DR-96W-24VDC-120V-2-ND-e
144-Watt:	DR-144W-24VDC-120V-2-ND-e

*Class 2 compliant LED driver.

Ordering an RGB Controller

RGB DMX Wall Controllers (requires DMX Decoder)

Stick CW4 Single-Zone Controller:	RGB-DMX-CONT-STICK-CU4
Stick 3 Multi-Zone Controller:	RGB-DMX-CONT-STICK3-BLK
(Available in black or white)	RGB-DMX-CONT-STICK3-WHT
DMX Decoder:	RGB-DMX-DECODER

RGB RF Handheld Controllers

M3 Single-Zone Controller:	RGB-RF-CONT-M3
M3 Single-Zone Amplifier:	RGB-RF-AMP-M3
T3M Multi-Zone Controller:	RGB-RF-CONT-T3M
T3M Multi-Zone Receiver:	RGB-RF-AMP-T3

Ordering a Channel Kit

- Pre-packaged channels with all applicable parts and pieces (tape light specified separately).
- All channel kits channels ship unassembled.

► Example Part #: **CH1-KIT-ANG-FR-6**

	3FT Kit Part #'s	6FT Kit Part #'s
 Slim Channel with Standard Lens	with Frosted Lens: CH1-KIT-SLM-FR-3 with Clear Lens: CH1-KIT-SLM-CL-3 with Frosted Lens: CH1-KIT-SLM-FR-3 with Clear Lens: CH1-KIT-SLM-CL-3	with Frosted Lens: CH1-KIT-SLM-FR-6 with Clear Lens: CH1-KIT-SLM-CL-6
 Slim Channel with Tall Lens	with Frosted Lens: CH1-KIT-SLM-TFR-3	with Frosted Lens: CH1-KIT-SLM-TFR-6
 Square Channel with Standard Lens	with Frosted Lens: CH1-KIT-SQ-FR-3 with Clear Lens: CH1-KIT-SQ-CL-3	with Frosted Lens: CH1-KIT-SQ-FR-6 with Clear Lens: CH1-KIT-SQ-CL-6
 Square Channel with Tall Lens	with Frosted Lens: CH1-KIT-SQ-TFR-3	with Frosted Lens: CH1-KIT-SQ-TFR-6
 Angled Channel with Angled Lens	with Frosted Lens: CH1-KIT-ANG-FR-3 with Clear Lens: CH1-KIT-ANG-CL-3	with Frosted Lens: CH1-KIT-ANG-FR-6 with Clear Lens: CH1-KIT-ANG-CL-6
 Recessed Channel with Standard Lens	with Frosted Lens: CH1-KIT-REC-FR-3 with Clear Lens: CH1-KIT-REC-CL-3	with Frosted Lens: CH1-KIT-REC-FR-6 with Clear Lens: CH1-KIT-REC-CL-6

Ordering a Custom Channel

- LEDI can custom cut channel to a length you specify.
- Channels that are longer than 6ft must ship unassembled.
- Channels shorter than 6ft may ship assembled or unassembled based on the Build Type you select below.
- Tape light must be specified separately.
- Optimized lengths (see Build Types below) vary depending upon the LED tape light model, channel model, and the lengths associated with them.
- End caps and mounting hardware will be added to each fixture and reflected in any pricing quotes.
- Lead time may vary based on quantities required.

► Example Part #: **REC-STFR-B3-9FT4IN**

Channel	Lens	Build Type	Channel Length
SLM (Slim)	STFR Standard, Frosted	FOR ALL LENGTHS B1 <ul style="list-style-type: none"> • Cut to the exact length specified * • Ships unassembled • Lead time up to 5 business days B2 <ul style="list-style-type: none"> • Cut to an optimized length ** • Ships unassembled • Lead time up to 5 business days. 	XX ft XX in <i>Example: 9ft 4in</i> * Gaps in light may be visible at each end of the channel because the channel is NOT optimized to the model and length of LED tape light you're using. ** Optimized to fit the LED tape light specified to reduce visible gaps in light. The optimized length may differ from the requested length depending on the model of LED tape light you're using. † If channel is longer than 6ft, the channel must be shipped unassembled.
	STCL Standard, Clear		
	TFR Tall, Frosted		
SQ (Square)	STFR Standard, Frosted	FOR LENGTHS SHORTER THAN 6FT ONLY B3 <ul style="list-style-type: none"> • Cut to the exact length specified * • Ships fully assembled IF LESS THAN 6FT † • Lead time up to 10 business days B4 <ul style="list-style-type: none"> • Cut to an optimized length ** • Ships fully assembled IF LESS THAN 6FT † • Lead time up to 10 business days 	
	STCL Standard, Clear		
	TFR Tall, Frosted		
ANG (Angled)	ANGFR Angled, Frosted		
	ANGCL Angled, Clear		
REC (Recessed)	STFR Standard, Frosted		
	STCL Standard, Clear		







Ordering a Build-Your-Own Channel

- You select the exact parts and pieces you need for your project (tape light specified separately).
- All Build-Your-Own channels ship unassembled.

► Example Part #'s:

- CH1-SQ-6
- CH1-LENS-TFR-6
- CH1-MNT-SM
- CH1-END-TSQ



	Channel Length	Lens Type & Length	Mounting Hardware	End Caps
Slim Channel  	3FT: CH1-SLM-3	3FT Standard, Frosted Lens: CH1-LENS-STFR-3	Surface Mount: CH1-MNT-SM	for Standard Lenses: CH1-END-STSLM
	6FT: CH1-SLM-6	6FT Standard, Frosted Lens: CH1-LENS-STFR-6 3FT Standard, Clear Lens: CH1-LENS-STCL-3 6FT Standard, Clear Lens: CH1-LENS-STCL-6 3FT Tall, Frosted Lens: CH1-LENS-TFR-3 6FT Tall, Frosted Lens: CH1-LENS-TFR-6		for Tall Lenses: CH1-END-TSLM
Square Channel  	3FT: CH1-SQ-3	3FT Standard, Frosted Lens: CH1-LENS-STFR-3	Surface Mount: CH1-MNT-SM	for Standard Lenses: CH1-END-STSQ
	6FT: CH1-SQ-6	6FT Standard, Frosted Lens: CH1-LENS-STFR-6 3FT Standard, Clear Lens: CH1-LENS-STCL-3 6FT Standard, Clear Lens: CH1-LENS-STCL-6 3FT Tall, Frosted Lens: CH1-LENS-TFR-3 6FT Tall, Frosted Lens: CH1-LENS-TFR-6		for Tall Lenses: CH1-END-TSQ
Angled Channel 	3FT: CH1-ANG-3	3FT Angled, Frosted Lens: CH1-LENS-ANGFR-3	Surface Mount: CH1-MNT-ANG	for Angled Lenses: CH1-END-ANG
6FT: CH1-ANG-6	6FT Angled, Frosted Lens: CH1-LENS-ANGFR-6 3FT Angled, Clear Lens: CH1-LENS-ANGCL-3 6FT Angled, Clear Lens: CH1-LENS-ANGCL-6			
Recessed Channel 	3FT: CH1-REC-3	3FT Standard, Frosted Lens: CH1-LENS-STFR-3	Recess Mount: CH1-MNT-REC	for Standard Lenses: CH1-END-REC
	6FT: CH1-REC-6	6FT Standard, Frosted Lens: CH1-LENS-STFR-6 3FT Standard, Clear Lens: CH1-LENS-STCL-3 6FT Standard, Clear Lens: CH1-LENS-STCL-6		