

# INSPIRE V4 OUTDOOR

## SINGLE COLOR LED TAPE LIGHT



### Description

The Inspire V4 Outdoor LED Tape Light merges a durable design with improved versatility. Utilizing an all-new water-tight pin connector system, a stronger silicone injected tube coating, 94+ CRI, and longer run lengths, the Inspire V4 Outdoor will provide an easy installation and outstanding color to your outdoor application.

## Specifications

<b>Colors Available</b>	2700K Ultra Warm White 3000K Warm White	<b>Light Distribution</b>	120°
<b>Power Consumption</b>	3.8 Watts/Foot	<b>LED Chip</b>	SMD 2835
<b>Input Voltage</b>	24V DC	<b>Dimming</b>	MLV, Incandescent, & 0-10V*
<b>Cut Length</b>	4 Inches	<b>Mounting</b>	Rubber Outdoor Channel
<b>Max Run Length</b>	25 Feet	<b>Reel Lengths</b>	5 Feet, 15 Feet, & 25 Feet
<b>Coating</b>	Silicone Injected Tube	<b>Certifications</b>	cUL US LISTED
<b>Circuit Board Color</b>	Black	<b>Dimensions LxWxH</b>	[Reel Length] x 9/16" x 3/16"
<b>LEDs Per Foot</b>	18	<b>Operating Temp.</b>	-22°F to 140°F (-30°C to 60°C)
<b>Connector</b>	Inspire V4 Outdoor Water-Tight Pin Connector (1-Foot Leads on Each End)	<b>Environment</b>	Outdoor, Wet IP67
<b>Lamp Life</b>	50,000 Hours	<b>Warranty</b>	5 Year Limited

\*See our Dimmer Compatibility Lists for a list of compatible dimmers.

## Lighting Data

	2700K	3000K
<b>LUMENS/FT</b>	99	133
<b>EFFICACY (lm/W)</b>	26	35
<b>±KELVIN TOLERANCE</b>	±40K	±40K
<b>MACADAM ELLIPSES</b>	1.5	1.5
<b>CRI (Ra)</b>	94+	94+
<b>FIDELITY (Rf)</b>	86	88
<b>GAMUT (Rg)</b>	93	95

TM-30-15

## Ordering Information

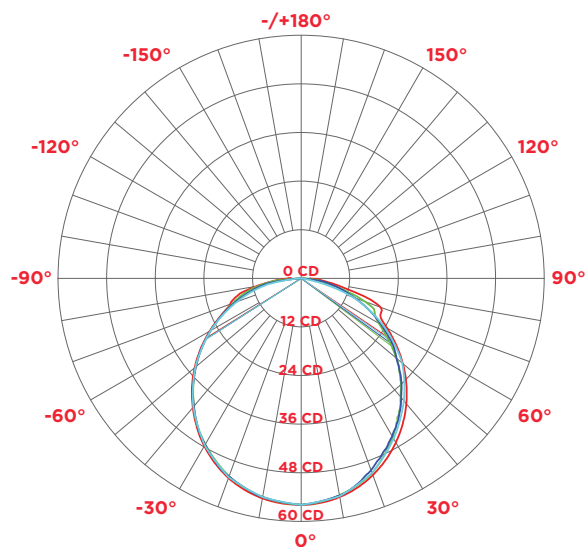
PART #	REEL LENGTH	COLOR TEMP.
V4-OUT-27-SB-BLK-5	5 Feet	2700K
V4-OUT-27-SB-BLK-15	15 Feet	2700K
V4-OUT-27-SB-BLK-25	25 Feet	2700K
V4-OUT-30-SB-BLK-5	5 Feet	3000K
V4-OUT-30-SB-BLK-15	15 Feet	3000K
V4-OUT-30-SB-BLK-25	25 Feet	3000K



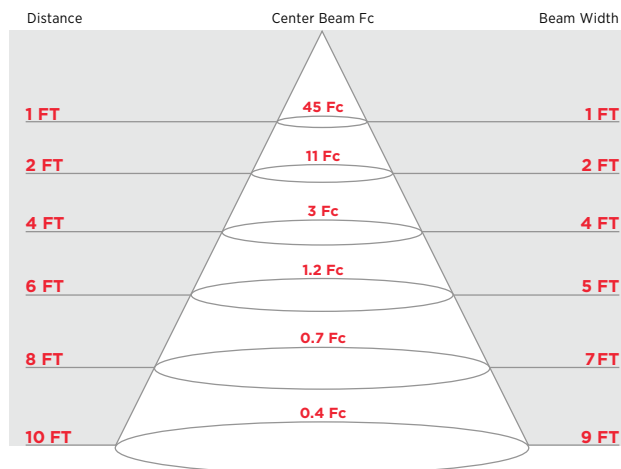
Each end of the Inspire V4 Outdoor includes a 1-foot, pre-wired lead to connect to the Hardwire Connector.

## 2700K Photometrics

### Polar Candela



### Illumination at a Distance

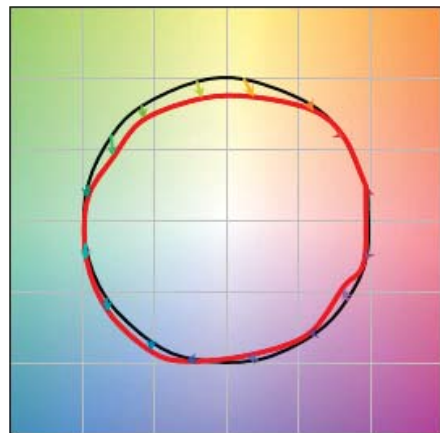


Beam Spread: 113°

Tested with a 1 foot piece of 2700K

### TM 30-15

#### Color Vector Graphic



— Test Source

— Reference Source

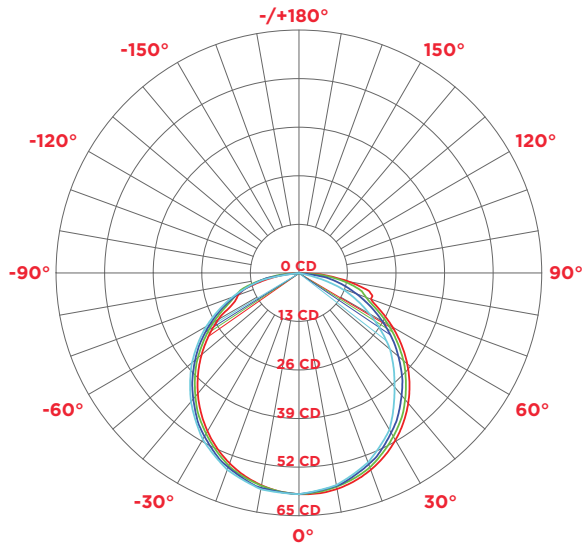
### TM 30-15

#### Chroma Change

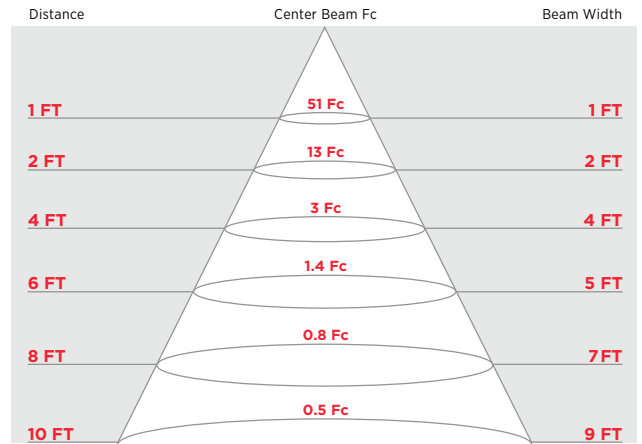
Hue Bin	Fidelity Index	Chroma Change
1	90	-1%
2	94	0%
3	87	-2%
4	79	-11%
5	84	-12%
6	84	-9%
7	75	-9%
8	83	-2%
9	80	1%
10	84	4%
11	90	6%
12	89	3%
13	89	-4%
14	91	-2%
15	84	-7%
16	89	-1%

## 3000K Photometrics

### Polar Candela



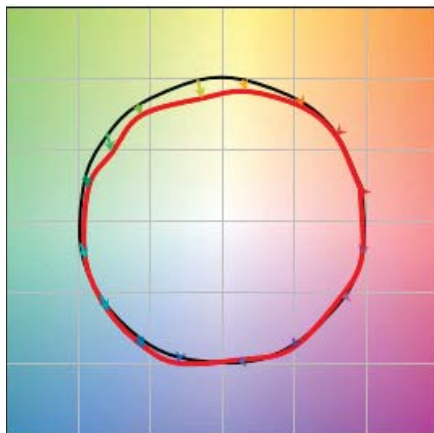
### Illumination at a Distance



Beam Spread: 114°  
Tested with a 1 foot piece of 3000K

### TM 30-15

#### Color Vector Graphic



— Test Source  
— Reference Source

### TM 30-15

#### Chroma Change

Hue Bin	Fidelity Index	Chroma Change
1	90	-2%
2	94	-1%
3	92	-3%
4	86	-7%
5	84	-12%
6	88	-7%
7	78	-9%
8	87	-4%
9	83	-1%
10	79	1%
11	86	4%
12	91	5%
13	93	-2%
14	91	1%
15	87	-2%
16	87	-1%

# ACCESSORIES

FOR INSPIRE V4 OUTDOOR  
SINGLE COLOR LED TAPE LIGHT



## Connectors & Extensions



### Hardwire Connector

Connects a run of the Inspire V4 Outdoor to a hardwire driver. Available in a 25-foot length.

**Part #: V4-OUT-CON-HW-25-BLK**



### Extensions

Connects two runs of the Inspire V4 Outdoor together. Available in a 3-foot length. 2-inch female to female extensions are also available.

**Part # (3-foot) : V4-OUT-EXT-3FT-BLK**

**Part # (F to F) : V4-OUT-EXT-FF-BLK**

## Strip Channel



### Outdoor Rubber Strip Channel

Required for mounting the Inspire V4 Outdoor LED Tape Light to a surface. Available in a 5-foot length.

**Part #: STRIPCHAN5FT-OUTDOOR-10MM**

## Low Voltage Wire



### Low Voltage Wire

Available in 12AWG, 14AWG, 16AWG, and 18AWG. CL3P and Inspection-Ready. Sold by the foot.

**Part # (12AWG): WR-12AWG-2C**

**Part # (14AWG): WR-14AWG-2C**

**Part # (16AWG): WR-16AWG-2C**

**Part # (18AWG): WR-18AWG-2C**

# ACCESSORIES

## FOR INSPIRE V4 OUTDOOR SINGLE COLOR LED TAPE LIGHT



## Drivers



### MLV/Incandescent Dimmable 120V AC Drivers

Available in 20W, 40W, 60W, and 96W models. UL-Listed.

**Part # (20W): DR-20W-24VDC-120V-2-MLV-m**

**Part # (40W): DR-40W-24VDC-120V-2-MLV-m**

**Part # (60W): DR-60W-24VDC-120V-2-MLV-m**

**Part # (96W): DR-96W-24VDC-120V-2-MLV-m**

### Electronic 0-10V Dimmable 120-277V AC Drivers

Available in 25W, 60W, 100W, 150W, 200W, 240W, 320W, and 600W models. UL-Recognized and UL-Listed.



**Part # (25W): DR-25W-24VDC-DIM10**

**Part # (60W): DR-60W-24VDC-DIM10**

**Part # (\*60W): DR-60W-24VDC-U-2-10-c**

**Part # (100W): DR-100W-24VDC-DIM10**

**Part # (\*100W): DR-100W-24VDC-U-2-10-c**

**Part # (150W): DR-150W-24VDC-U-1-10-w**

**Part # (\*200W): DR-200W-24VDC-U-2-10-g**

**Part # (240W): DR-240W-24VDC-U-1-10-w**

**Part # (320W): DR-320W-24VDC-U-1-10-w**

**Part # (+600W): DR-600W-24VDC-U-1-10-w**

*\*UL-Listed models.*

*†Special order product.*

## Low Voltage Junction Box



### Low Voltage Junction Box

Used to create a safe, clean, and organized enclosure for splicing two, 3-conductor low voltage wires together. Mounts to any surface.

**Part #: JBOX-1**