



# Inspire V5 Standard Super Bright

24V DC LED Tape Light

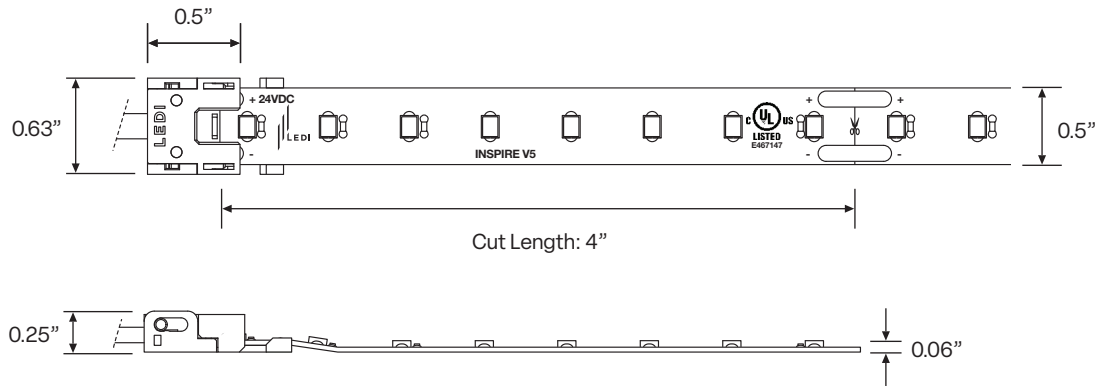
Fixture Type

Part Number

Quantity

Project Name

Signature

Shown with the Zeus HD Connector  
(sold separately).

## Specifications

Color Temperatures	1800K, 2100K, 2700K, 3000K, 3500K, and 4000K
Input Power	24V DC
Watts per Foot	4.2
Max Run Length	23FT (276")
Cut Length	Every 4"
Product Color	White
Max Operating Temp.	-22°F to 140°F (-30°C to 60°C)
Max Ambient Temp.	-4°F to 113°F (-20°C to 45°C)
Beam Angle	120°
Lamp Life	50,000 Hours
Environment	IP20 Indoor (tape light only) IP54 Indoor (with Inspire Channel)
Certifications	UL Listed for The United States and Canada - File # E467147  UL Listed per UL2108 Low Voltage Lighting Systems/CSA C22.2 No. 250.0-08-Luminaires/ UL8750  Title 24 JA8 Compliant
Dimming	0-10V, MLV, ELV, Incandescent, CFL/LED, and Casambi

## Performance

Color Temp.	Lumens/FT	Efficacy	CRI
1800K	349	83 lm/W	94+
2100K	398	94 lm/W	94+
2700K	400	95 lm/W	94+
3000K	460	109 lm/W	94+
3500K	465	110 lm/W	94+
4000K	490	116 lm/W	94+



# Inspire V5 Standard Super Bright

24V DC LED Tape Light

Fixture Type

Part Number

Quantity

Project Name

Signature


## Specify

Example with Channel: STND-SB-35-SQ-TFR-WHT-B4-CAS-15FT4IN

Example without Channel: STND-SB-35-NCH-CAS-15FT4IN

Part Number:

Series	Model	Color	Channel	Lens	Channel Finish	Build Type	Dimming & Control	Length
STND	SB	18 1800K	NCH No Channel	Skip these boxes if "NCH" (no channel) is selected.			010 0-10V	[INSERT LENGTH]  Example: 15FT4IN
		21 2100K	SLM Slim	STFR Standard Frosted	SLV Silver	B1 Exact Length; Unassembled	MLV MLV	
		27 2700K	SQ Square	STCL Standard Clear	WHT White	B2 Optimized Length; Unassembled	ELV ELV	
		30 3000K		TFR Tall Frosted	BLK Black	B3 Exact Length; Assembled	INC Incandescent	
		35 3500K	REC Recessed	STFR Standard Frosted	BRN Brown	B4 Optimized Length; Assembled	CLD CFL/LED	
		40 4000K		STCL Standard Clear		See below for details	NDIM Non-Dimming	
	ANG Angled	ANGFR Angled Frosted		CAS Casambi Controlled				
			ANGCL Angled Clear					

## Build Type Details

- B1:** Channel cut to the exact length specified. Gaps in light may be visible at each end of the channel. Ships unassembled.
- B2:** Channel cut to the closest length that best fits the LED tape light and eliminates any gaps in light. Actual length may vary based on the LED tape light cut length. Ships unassembled.
- B3:** Channel cut to the exact length specified. Gaps in light may be visible at each end of the channel. Ships assembled if less than 6FT (72"). Channels longer than 6FT (72") must ship unassembled.
- B4:** Channel cut to the closest length that best fits the LED tape light and eliminates any gaps in light. Actual length may vary based on the LED tape light cut length. Ships assembled if less than 6FT (72"). Channels longer than 6FT (72") must ship unassembled.

## Quickship Products

Products available to ship within 48-hours (excluding weekends and holidays).

### 16FT Rolls

Part Number	Description
V5-STND-SB-18-16	16FT roll of 1800K Inspire V5 Standard Super Bright.
V5-STND-SB-21-16	16FT roll of 2100K Inspire V5 Standard Super Bright.
V5-STND-SB-27-16	16FT roll of 2700K Inspire V5 Standard Super Bright.
V5-STND-SB-30-16	16FT roll of 3000K Inspire V5 Standard Super Bright.
V5-STND-SB-35-16	16FT roll of 3500K Inspire V5 Standard Super Bright.
V5-STND-SB-40-16	16FT roll of 4000K Inspire V5 Standard Super Bright.

### 100FT Rolls

Part Number	Description
V5-STND-SB-18-100	100FT roll of 1800K Inspire V5 Standard Super Bright.
V5-STND-SB-21-100	100FT roll of 2100K Inspire V5 Standard Super Bright.
V5-STND-SB-27-100	100FT roll of 2700K Inspire V5 Standard Super Bright.
V5-STND-SB-30-100	100FT roll of 3000K Inspire V5 Standard Super Bright.
V5-STND-SB-35-100	100FT roll of 3500K Inspire V5 Standard Super Bright.
V5-STND-SB-40-100	100FT roll of 4000K Inspire V5 Standard Super Bright.



# Inspire V5 Standard Super Bright

24V DC LED Tape Light

Fixture Type

Part Number

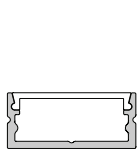
Quantity

Project Name

Signature



## Inspire Channel

See pg. 2 for ordering options. For additional specifications and ordering options, please see the specific Inspire Channel spec sheet.

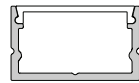


with Standard Lens  
(WxH) 0.87" x 0.37"

**Slim Channel**

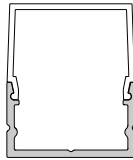


with Tall Lens  
(WxH) 0.87" x 0.93"

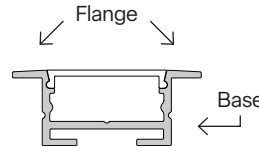


with Standard Lens  
(WxH) 0.87" x 0.5"

**Square Channel**

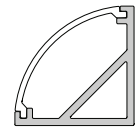


with Tall Lens  
(WxH) 0.87" x 1"



Including Flange (WxH): 1.25" x 0.5"  
Base (WxH): 0.87" x 0.43"

**Recessed Channel**



(WxH) 0.81" x 0.81"

**Angled Channel**


## Connectors & Extensions



### Zeus HD Hardwire Connectors

Connects the LED tape light to an LED driver.

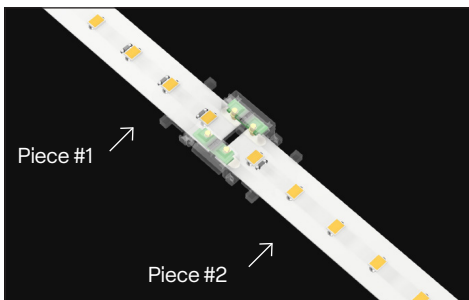
Part Number	Description
V5-CON-HW-10	10FT, 18AWG, CL2 In-Wall Rated.
V5-CON-HW-25	25FT, 18AWG, CL2 In-Wall Rated.
V5-CON-HW-PL-10	10FT, 18AWG, CL3P Plenum & In-Wall Rated.
V5-CON-HW-PL-25	25FT, 18AWG, CL3P Plenum & In-Wall Rated.



### Zeus HD Extensions

Connects one run of LED tape light to another.

Part Number	Description
V5-EXT-2IN	2 Inch, 22AWG, UL2464 Wire.
V5-EXT-4IN	4 Inch, 22AWG, UL2464 Wire.
V5-EXT-1FT	1FT, 22AWG, UL2464 Wire.
V5-EXT-3FT	3FT, 22AWG, UL2464 Wire.
V5-EXT-6FT	6FT, 22AWG, UL2464 Wire.



### Zeus HD Splice Connector

Seamlessly connects two pieces of LED tape light.

Part Number	Description
V5-CON-SPLICE	Clear splice connector.



# Inspire V5 Standard Super Bright

24V DC LED Tape Light

Fixture Type

Part Number

Quantity

Project Name

Signature


## Compatible LED Drivers

See the specific driver spec sheet for specifications.



### DimALL™ Dimmable Drivers

Part Number	Capacity	Class 2	Dimming Type	Input Voltage
DR-30W-24V-DIMALL	30W	Yes	0-10V, MLV, ELV, Incandescent, CFL/LED	120-277V AC
DR-60W-24V-DIMALL	60W	Yes		
DR-96W-24V-DIMALL	96W	Yes		
DR-150W-24V-DIMALL	150W	No		
DR-192W-24V-DIMALL	(2) 96W	Yes		
DR-200W-24V-DIMALL	200W	No		
DR-288W-24V-DIMALL	(3) 96W	Yes		
DR-300W-24V-DIMALL	300W	No		



### Electronic 0-10V Dimmable Drivers

Part Number	Capacity	Class 2	Dimming Type	Input Voltage
DR-60W-24VDC-U-2-10-c	60W	Yes	0-10V	120-277V AC
DR-100W-24VDC-U-2-10-c	100W	Yes		
DR-200W-24VDC-U-2-10-g	(2) 100W	Yes		




### Plug-In Drivers

Part Number	Capacity	Class 2	Dimmable	Input Voltage
DR-36W-24VDC-120V-2-ND-e	30W	Yes	No	120-240V AC
DR-96W-24VDC-120V-2-ND-e	96W	Yes		
DR-144W-24VDC-120V-1-ND-e	144W	No		

## Compatible Lighting Controls

See the specific lighting control spec sheet for specifications. Additional components may be required.



### Casambi PWM Bluetooth Decoder

Installed between the Neon Flex and the LED driver. Communicates wirelessly with the Casambi app and Casambi Wireless Wall Controller.

Part Number	Communication	Compatible LED Driver
CONT-CCS-PCM	Bluetooth Mesh	Electronic 0-10V & Plug-In



### Casambi Wireless Wall Controller

Wall-mounted controller that communicates wirelessly with the Casambi app and Casambi PWM Bluetooth Decoder.

Part Number	Communication	Required Components
CONT-CCS-WSC	Bluetooth Mesh	Casambi PWM Bluetooth Decoder